

# Hearing Loss

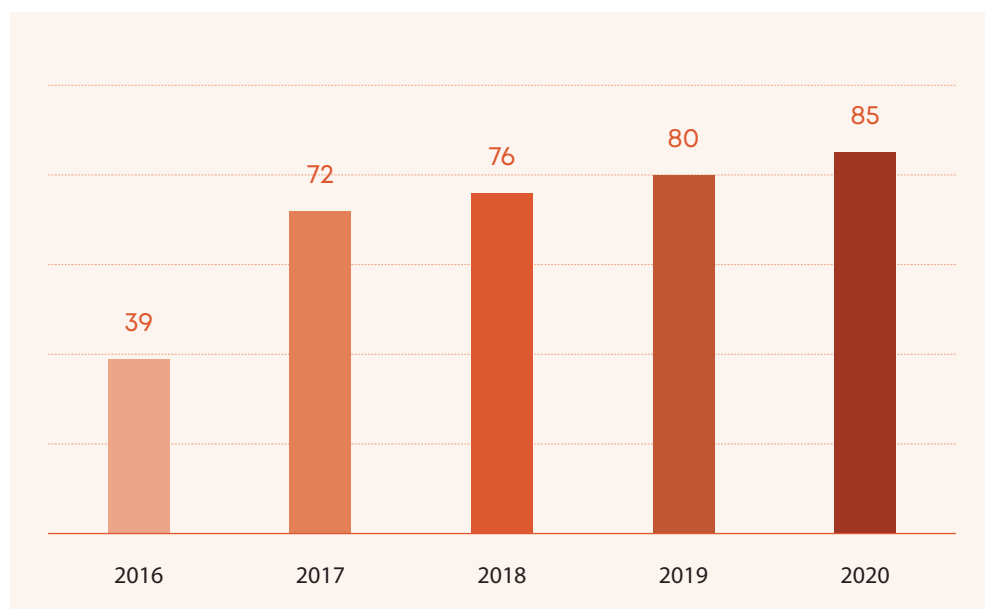
# 1

## Annual number of cochlear implant surgery

**Index definition** Annual number of cochlear implant surgeries

**Description** This shows the annual number of cochlear implant surgeries. The annual average number of cochlear implant surgeries was 87 in the recent 5 years.

(Unit: procedures)



### Calculation

#### Numerator

Number of cochlear implant surgeries for the year

Procedure name: P00003322 Implantation of cochlear prosthetic device

P00008167 Implantation of cochlear prosthetic device, multiple channel

51762 Implantation of cochlear prosthetic device [NOS]

51768 Implantation of cochlear prosthetic device, multiple channel

51766 Implantation of cochlear prosthetic device, single channel

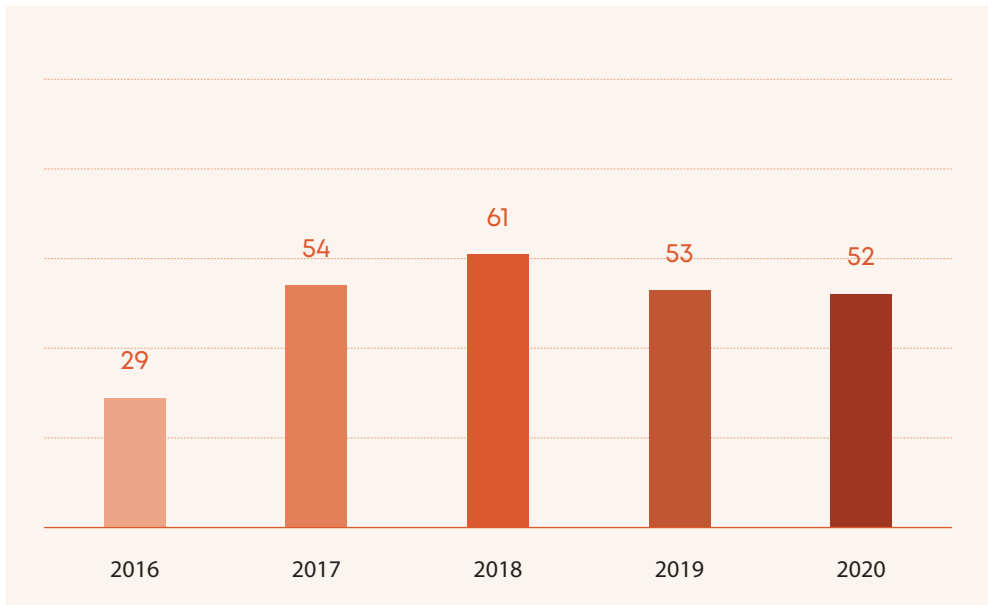
## 2

# Annual number of pediatric cochlear implant surgery

**Index definition** Annual number of pediatric cochlear implant surgeries

**Description** This shows the annual number of pediatric cochlear implant surgeries.

(Unit: procedures)



### Calculation

#### Numerator

Number of pediatric cochlear implant surgeries for the year

① Procedure name:

P00003322 Implantation of cochlear prosthetic device

P00008167 Implantation of cochlear prosthetic device, multiple channel

51762 Implantation of cochlear prosthetic device [NOS]

51768 Implantation of cochlear prosthetic device, multiple channel

51766 Implantation of cochlear prosthetic device, single channel

② Operation date - Date of birth < 19 years

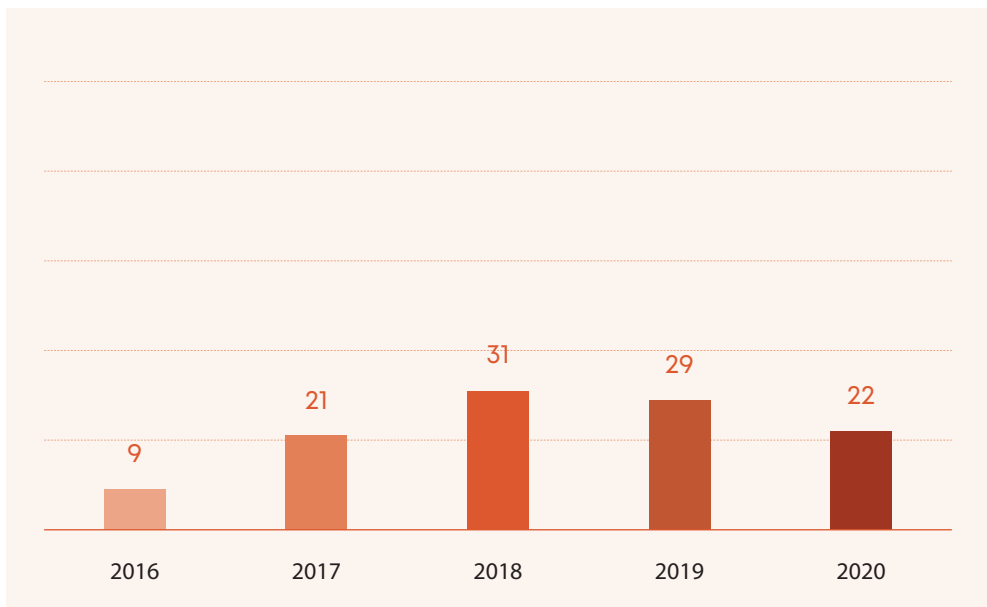
# 3

## Annual number of bilateral cochlear implant surgery

**Index definition** Annual number of bilateral cochlear implant surgeries

**Description** This shows the annual number of bilateral cochlear implant surgeries.

(Unit: procedures)



**Calculation**

**Numerator**

Accompanied with inner ear malformations, associated anomalies, or immunological abnormalities

Procedure name: P00003322 Implantation of cochlear prosthetic device(bilateral)

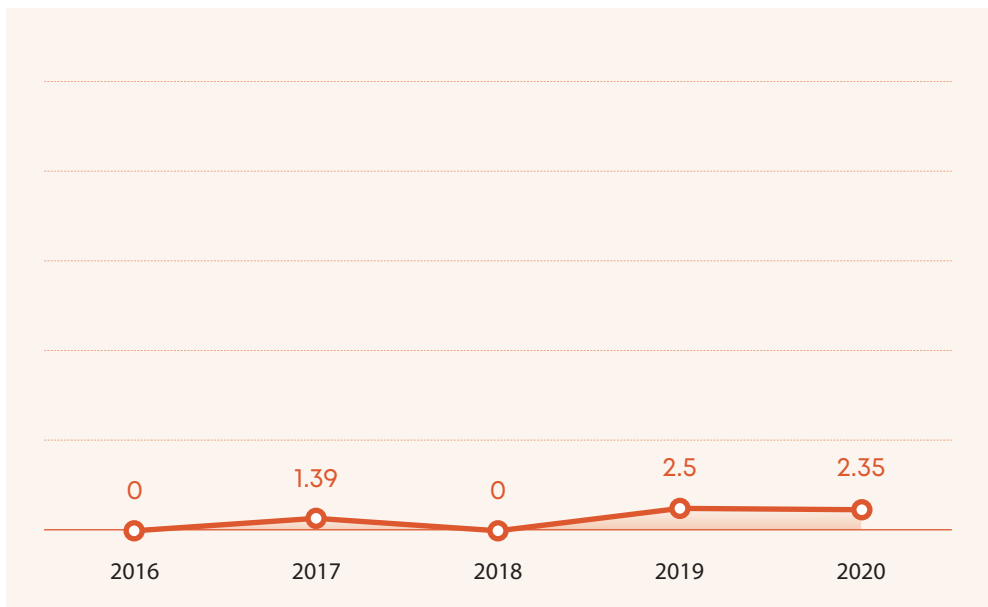
4

## Postoperative 30-days complication rate of cochlear implant surgery

**Index definition** Crude incidence rate of readmitted patients due to complications within 30 days after cochlear implant surgery

**Description** The incidence rate of complications within 30 days after cochlear implant surgery.

(Unit: %)



**Calculation Numerator** Readmitted patients due to complications occurred within 30 days from the procedure  
Based on the operation date, if the operation date and the admission date are in a different year

**Denominator** Number of cochlear implant surgeries for the year  
Procedure name: P00003322 Implantation of cochlear prosthetic device  
P00008167 Implantation of cochlear prosthetic device, multiple channel  
51762 Implantation of cochlear prosthetic device [NOS]  
51768 Implantation of cochlear prosthetic device, multiple channel  
51766 Implantation of cochlear prosthetic device, single channel

**Exclusion Numerator** Accompanied with inner ear malformations, associated anomalies, or immunological abnormalities (Diagnosis name: Congenital malformation of ear (Q179)  
Congenital malformation of ear ossicles (Q163)  
Congenital malformation of ear with hearing impairment (Q169)  
Congenital malformation of inner ear (Q165)  
Other congenital malformation of ear (Q178)  
Congenital malformations of middle ear (Q164)  
CHARGE syndrome (Q878))